


AffaldVarme Aarhus



A tariff financed “company”

- Politically controlled
- Long tradition for district heating and incineration
- Non-profit



Employees and turnover (or trade)

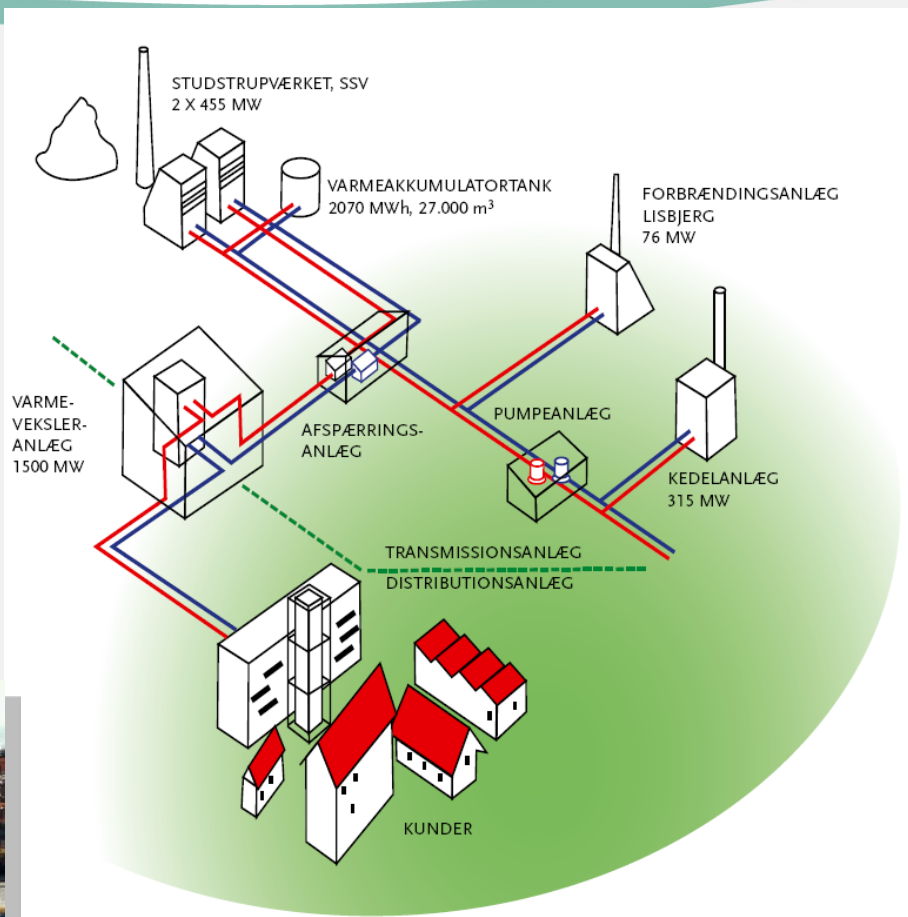
Employees	Approx. 345
Annual turnover, 2015	Approx. 3,0 billion DKK (400 million EUR)



**AARHUS
KOMMUNE**

-
- Oplæg til klimavarmeplan**
Reference
- Map showing the proposed district heating network for the Østlige Byn area in Copenhagen. The map includes labels for various districts and the locations of existing and proposed power and heat plants.
- Signaturforklaring**
- Eks. ledning
 - Ny ledning
 - Ekst. anlæg
 - Nyt anlæg
 - V Varme
 - KV Kraftvarme

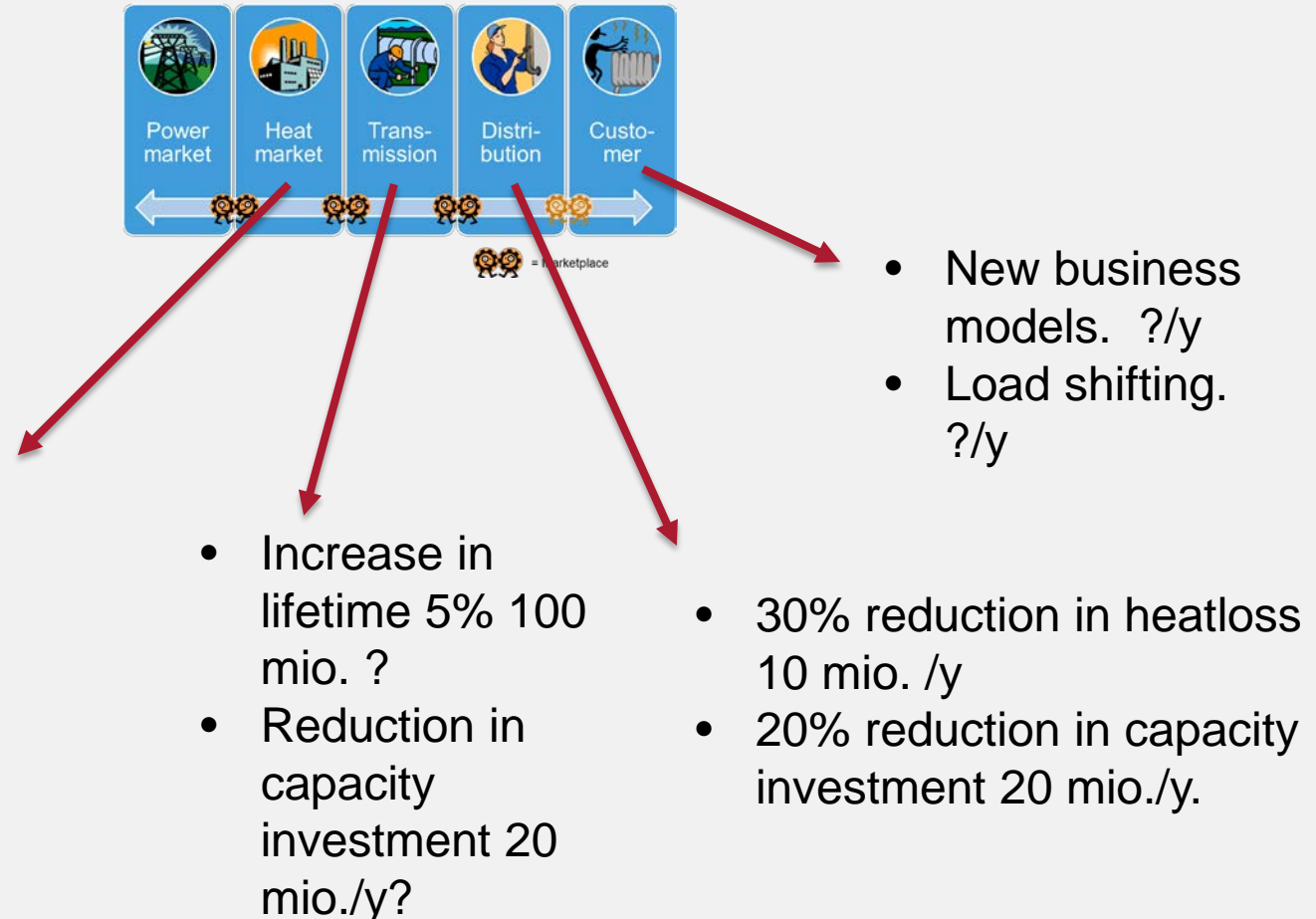
District Heating systems



Value chain District heating Aarhus (+10 mia. / 2 mia. D.kr./y)



Value chain District heating Aarhus (+10 mia. / 2 mia. D.kr./y)



Data

- Available at AZURE – SQL, API a.o.
 - 50.000 various technical and finansiel information – prognosis, weather
- Not so available at AZURE
 - 55.000 smart-meters – day values
 - Few houses in seconds Q, temperaure
 - Aa+ data (comming)